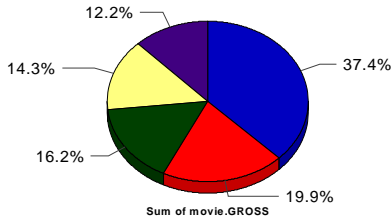


Box Office Analysis

St. Louis Edition

#1 Paramount

Total Box Office Receipts Analyzed: \$1,094,152,932



Summary Analysis:

Highest Revenue Category: Comedy

Comedy Receipts as % of Total Paramount Receipts: 37%

Highest Revenue Film in Comedy: Beverly Hills Cop

Box Office Receipts of Beverly Hills Cop: \$234,760,478

Detailed Analysis of Paramount Box Office Receipts:

Box Office Receipts by Category:

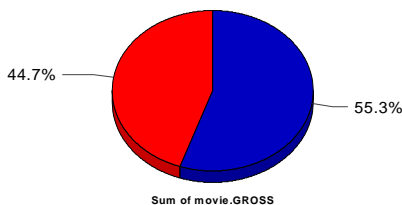
37%	Comedy	\$409,395,284
20%	Fantasy	\$217,631,306
16%	Drama	\$176,781,728
14%	Thriller	\$156,645,693
12%	Crime	\$133,698,921

Box Office Receipts by Film:

\$234,760,478	21%	Beverly Hills Cop	Eddie Murphy
\$174,634,806	16%	Crocodile Dundee	Paul Hogan
\$217,631,306	20%	Ghost	Whoopi Goldberg
\$176,781,728	16%	Top Gun	Tom Cruise
\$156,645,693	14%	Fatal Attraction	Glenn Close
\$133,698,921	12%	The Godfather	Al Pacino

#2 Lucasfilms

Total Box Office Receipts Analyzed: \$1,088,850,637



Summary Analysis:

Highest Revenue Category: Adventure

Adventure Receipts as % of Total Lucasfilms Receipts: 55%

Highest Revenue Film in Adventure: Raiders of the Lost Ark

Box Office Receipts of Raiders of the Lost Ark: \$242,375,454

Detailed Analysis of Lucasfilms Box Office Receipts:

Box Office Receipts by Category:

55%	Adventure	\$602,115,995
45%	Sci-Fi	\$486,734,642

Box Office Receipts by Film:

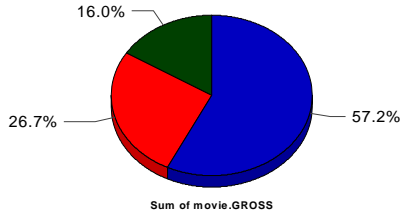
\$242,375,454	22%	Raiders of the Lost Ark	Harrison Ford
\$179,870,271	17%	Indiana Jones and the Temple of Doon	Harrison Ford
\$179,870,270	17%	Indiana Jones and the Last Crusade	Harrison Ford
\$263,734,642	24%	Return of the Jedi	Harrison Ford
\$223,000,000	20%	The Empire Strikes Back	Harrison Ford

Box Office Analysis

St. Louis Edition

#3 Universal

Total Box Office Receipts Analyzed: \$972,185,232



Summary Analysis:

Highest Revenue Category: Sci-Fi

Sci-Fi Receipts as % of Total Universal Receipts: 57%

Highest Revenue Film in Sci-Fi: Jurassic Park

Box Office Receipts of Jurassic Park: \$345,575,470

Detailed Analysis of Universal Box Office Receipts:

Box Office Receipts by Category:

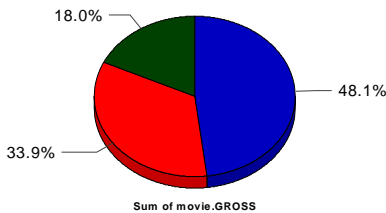
57%	Sci-Fi	\$556,185,232
27%	Horror	\$260,000,000
16%	Crime	\$156,000,000

Box Office Receipts by Film:

\$345,575,470	36%	Jurassic Park	Jeff Goldblum
\$210,609,762	22%	Back to the Future	Michael J. Fox
\$260,000,000	27%	Jaws	Richard Dreyfuss
\$156,000,000	16%	The Sting	Paul Newman
		E.T. the Extraterrestrial	Drew Barrymore

#4 20th Century

Total Box Office Receipts Analyzed: \$950,683,450



Summary Analysis:

Highest Revenue Category: Comedy

Comedy Receipts as % of Total 20th Century Receipts: 48%

Highest Revenue Film in Comedy: Home Alone

Box Office Receipts of Home Alone: \$285,016,000

Detailed Analysis of 20th Century Box Office Receipts:

Box Office Receipts by Category:

48%	Comedy	\$457,683,450
34%	Sci-Fi	\$322,000,000
18%	Musical	\$171,000,000

Box Office Receipts by Film:

\$285,016,000	30%	Home Alone	Macauley Caulkin
\$172,667,450	18%	Home Alone 2	Macauley Caulkin
\$322,000,000	34%	Star Wars	Harrison Ford
\$171,000,000	18%	The Sound of Music	Julie Andrews

Box Office Analysis

St. Louis Edition

#5 Walt Disney

Total Box Office Receipts Analyzed: \$527,942,400



Summary Analysis:

Highest Revenue Category: Animated

Animated Receipts as % of Total Walt Disney Receipts: 100%

Highest Revenue Film in Animated: Aladdin

Box Office Receipts of Aladdin: \$217,042,825

Detailed Analysis of Walt Disney Box Office Receipts:

Box Office Receipts by Category:

100% Animated \$527,942,400

Box Office Receipts by Film:

\$217,042,825	41%	Aladdin	Robin Williams
\$165,475,556	31%	The Jungle Book	Mowgli
\$144,816,286	27%	Beauty and the Beast	Belle
\$607,733	<1%	Fantasia	Mickey Mouse

#6 Touchstone

Total Box Office Receipts Analyzed: \$318,011,418



Summary Analysis:

Highest Revenue Category: Comedy

Comedy Receipts as % of Total Touchstone Receipts: 100%

Highest Revenue Film in Comedy: Pretty Woman

Box Office Receipts of Pretty Woman: \$178,406,268

Detailed Analysis of Touchstone Box Office Receipts:

Box Office Receipts by Category:

100% Comedy \$318,011,418

Box Office Receipts by Film:

\$178,406,268	56%	Pretty Woman	Julia Roberts
\$139,605,150	44%	Sister Act	Whoopi Goldberg

Box Office Analysis

St. Louis Edition

#7 Warner

Total Box Office Receipts Analyzed: \$251,188,924



Summary Analysis:

Highest Revenue Category: Fantasy

Fantasy Receipts as % of Total Warner Receipts: 100%

Highest Revenue Film in Fantasy: Batman

Box Office Receipts of Batman: \$251,188,924

Detailed Analysis of Warner Box Office Receipts:

Box Office Receipts by Category:

100% Fantasy \$251,188,924

Box Office Receipts by Film:

\$251,188,924 100% Batman Jack Nicholson

Exorcist Linda Blair

#8 Columbia

Total Box Office Receipts Analyzed: \$220,855,498



Summary Analysis:

Highest Revenue Category: Comedy

Comedy Receipts as % of Total Columbia Receipts: 100%

Highest Revenue Film in Comedy: Ghostbusters

Box Office Receipts of Ghostbusters: \$220,855,498

Detailed Analysis of Columbia Box Office Receipts:

Box Office Receipts by Category:

100% Comedy \$220,855,498

Box Office Receipts by Film:

\$220,855,498 100% Ghostbusters Dan Akroyd

Box Office Analysis

St. Louis Edition

#9 Tristar

Total Box Office Receipts Analyzed: \$204,446,562



Summary Analysis:

<u>Highest Revenue Category:</u>	<u>Action</u>
Action Receipts as % of Total Tristar Receipts:	100%
<u>Highest Revenue Film in Action:</u>	<u>Terminator 2</u>
Box Office Receipts of Terminator 2:	\$204,446,562

Detailed Analysis of Tristar Box Office Receipts:

Box Office Receipts by Category:

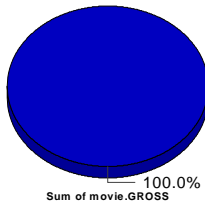
100% Action \$204,446,562

Box Office Receipts by Film:

\$204,446,562 100% Terminator 2 Arnold Schwarzenegger

#10 Tig/Majestic

Total Box Office Receipts Analyzed: \$184,031,993



Summary Analysis:

<u>Highest Revenue Category:</u>	<u>Western</u>
Western Receipts as % of Total Tig/Majestic Receipts:	100%
<u>Highest Revenue Film in Western:</u>	<u>Dances with Wolves</u>
Box Office Receipts of Dances with Wolves:	\$184,031,993

Detailed Analysis of Tig/Majestic Box Office Receipts:

Box Office Receipts by Category:

100% Western \$184,031,993

Box Office Receipts by Film:

\$184,031,993 100% Dances with Wolves Kevin Costner

Box Office Analysis

St. Louis Edition

#11 Mirage

Total Box Office Receipts Analyzed: \$177,200,000



Summary Analysis:

Highest Revenue Category: **Comedy**

Comedy Receipts as % of Total Mirage Receipts: **100%**

Highest Revenue Film in Comedy: **Tootsie**

Box Office Receipts of Tootsie: **\$177,200,000**

Detailed Analysis of Mirage Box Office Receipts:

Box Office Receipts by Category:

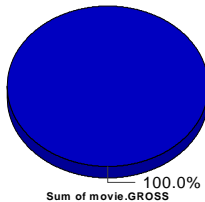
100% Comedy \$177,200,000

Box Office Receipts by Film:

\$177,200,000 **100%** Tootsie Dustin Hoffman

#12 United Artist

Total Box Office Receipts Analyzed: \$172,119,229



Summary Analysis:

Highest Revenue Category: **Drama**

Drama Receipts as % of Total United Artist Receipts: **100%**

Highest Revenue Film in Drama: **Rain Man**

Box Office Receipts of Rain Man: **\$172,119,229**

Detailed Analysis of United Artist Box Office Receipts:

Box Office Receipts by Category:

100% Drama \$172,119,229

Box Office Receipts by Film:

\$172,119,229 **100%** Rain Man Dustin Hoffman

Box Office Analysis

St. Louis Edition

#13 Morgan Creek

Total Box Office Receipts Analyzed: \$165,493,908



Summary Analysis:

Highest Revenue Category: Action

Action Receipts as % of Total Morgan Creek Receipts: 100%

Highest Revenue Film in Action: Robin Hood, Prince of Thieves

Box Office Receipts of Robin Hood, Prince of Thieves: \$165,493,908

Detailed Analysis of Morgan Creek Box Office Receipts:

Box Office Receipts by Category:

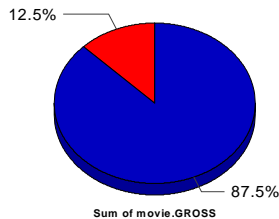
100% Action \$165,493,908

Box Office Receipts by Film:

\$165,493,908 100% Robin Hood, Prince of Thieves Kevin Costner

#14 Miramax

Total Box Office Receipts Analyzed: \$93,359,156



Summary Analysis:

Highest Revenue Category: Drama

Drama Receipts as % of Total Miramax Receipts: 87%

Highest Revenue Film in Drama: The Crying Game

Box Office Receipts of The Crying Game: \$59,343,181

Detailed Analysis of Miramax Box Office Receipts:

Box Office Receipts by Category:

87% Drama \$81,685,975

13% Musical \$11,673,181

Box Office Receipts by Film:

\$59,343,181 64% The Crying Game Jaye Davidson

\$19,535,913 21% Like Water for Chocolate Lumi Cavazox

\$2,806,881 3% Map of the Human Heart John Cusak

\$11,673,181 13% Strictly Ballroom Paul Mercurio

Enchanted April

Miranda Richardson

Box Office Analysis

St. Louis Edition

#15 Sony Classics

Total Box Office Receipts Analyzed: \$7,328,091



Summary Analysis:

Highest Revenue Category: Drama
Drama Receipts as % of Total Sony Classics Receipts: 100%

Highest Revenue Film in Drama: Indochine
Box Office Receipts of Indochine: \$5,437,844

Detailed Analysis of Sony Classics Box Office Receipts:

Box Office Receipts by Category:

100% Drama \$7,328,091

Box Office Receipts by Film:

\$5,437,844 74% Indochine Catherine Deneuve
 \$1,890,247 26% The Story of Qui Ju Gong Li

#16 Turner

Total Box Office Receipts Analyzed: \$702,500



Summary Analysis:

Highest Revenue Category: Historical
Historical Receipts as % of Total Turner Receipts: 100%

Highest Revenue Film in Historical: Gone with the Wind
Box Office Receipts of Gone with the Wind: \$702,500

Detailed Analysis of Turner Box Office Receipts:

Box Office Receipts by Category:

100% Historical \$702,500

Box Office Receipts by Film:

\$702,500 100% Gone with the Wind Clark Gable

Box Office Analysis

St. Louis Edition

#17 Fine Line

Total Box Office Receipts Analyzed: \$610,488



Summary Analysis:

Highest Revenue Category: **Comedy**

Comedy Receipts as % of Total Fine Line Receipts: **100%**

Highest Revenue Film in Comedy: **Leolo**

Box Office Receipts of Leolo: **\$610,488**

Detailed Analysis of Fine Line Box Office Receipts:

Box Office Receipts by Category:

100% Comedy \$610,488

Box Office Receipts by Film:

\$610,488 100% Leolo Denys Arcand