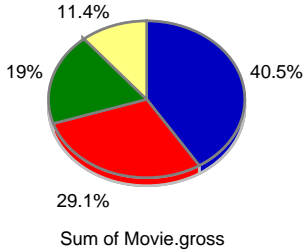


# Box Office Analysis

## FO Edition

**#1 Universal** **Total Box Office Receipts Analyzed** **\$1,371,989,771**



### Summary Analysis:

<b>Highest Revenue Category</b>	<b>Sci-Fi</b>
Sci-Fi receipts as % of Total Universal Receipts:	41%
<b>Highest Revenue Film in Sci-Fi</b>	<b>Jurassic Park</b>
Box Office Receipts of Jurassic Park	\$345,575,470

### Detailed Analysis of Universal Box Office Receipts:

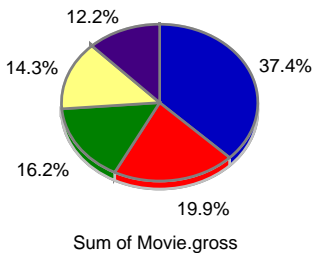
#### Box Office Receipts by Category:

<b>41%</b>	Sci-Fi	\$556,185,232
<b>29%</b>	Fantasy	\$399,804,539
<b>19%</b>	Horror	\$260,000,000
<b>11%</b>	Crime	\$156,000,000

#### Box Office Receipts by Film:

\$345,575,470	<b>25%</b>	Jurassic Park	Jeff Goldblum
\$210,609,762	<b>15%</b>	Back to the Future	Michael J. Fox
\$399,804,539	<b>29%</b>	E.T. the Extraterrestrial	Drew Barrymore
\$260,000,000	<b>19%</b>	Jaws	Richard Dreyfuss
\$156,000,000	<b>11%</b>	The Sting	Paul Newman

**#2 Paramount** **Total Box Office Receipts Analyzed** **\$1,094,152,932**



### Summary Analysis:

<b>Highest Revenue Category</b>	<b>Comedy</b>
Comedy receipts as % of Total Paramount Receipts:	37%
<b>Highest Revenue Film in Comedy</b>	<b>Beverly Hills Cop</b>
Box Office Receipts of Beverly Hills Cop	\$234,760,478

### Detailed Analysis of Paramount Box Office Receipts:

#### Box Office Receipts by Category:

<b>37%</b>	Comedy	\$409,395,284
<b>20%</b>	Fantasy	\$217,631,306
<b>16%</b>	Drama	\$176,781,728
<b>14%</b>	Thriller	\$156,645,693
<b>12%</b>	Crime	\$133,698,921

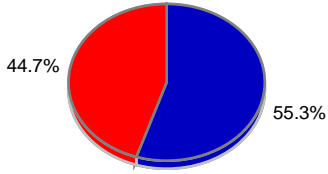
#### Box Office Receipts by Film:

\$234,760,478	<b>21%</b>	Beverly Hills Cop	Eddie Murphy
\$174,634,806	<b>16%</b>	Crocodile Dundee	Paul Hogan
\$217,631,306	<b>20%</b>	Ghost	Whoopi Goldberg
\$176,781,728	<b>16%</b>	Top Gun	Tom Cruise
\$156,645,693	<b>14%</b>	Fatal Attraction	Glenn Close
\$133,698,921	<b>12%</b>	The Godfather	Al Pacino

# Box Office Analysis

## FO Edition

**#3 Lucasfilms** **Total Box Office Receipts Analyzed** **\$1,088,850,637**



Sum of Movie.gross

### Summary Analysis:

<b>Highest Revenue Category</b>	<b>Adventure</b>
Adventure receipts as % of Total Lucasfilms Receipts:	55%
<b>Highest Revenue Film in Adventure</b>	<b>Raiders of the Lost Ark</b>
Box Office Receipts of Raiders of the Lost Ark	\$242,375,454

### Detailed Analysis of Lucasfilms Box Office Receipts:

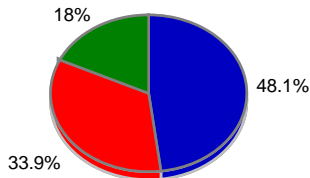
#### Box Office Receipts by Category:

<b>55%</b>	Adventure	\$602,115,995
<b>45%</b>	Sci-Fi	\$486,734,642

#### Box Office Receipts by Film:

\$242,375,454	<b>22%</b>	Raiders of the Lost Ark	Harrison Ford
\$179,870,271	<b>17%</b>	Indiana Jones and the Temple of Doom	Harrison Ford
\$179,870,270	<b>17%</b>	Indiana Jones and the Last Crusade	Harrison Ford
\$263,734,642	<b>24%</b>	Return of the Jedi	Harrison Ford
\$223,000,000	<b>20%</b>	The Empire Strikes Back	Harrison Ford

**#4 20th Century** **Total Box Office Receipts Analyzed** **\$950,683,450**



Sum of Movie.gross

### Summary Analysis:

<b>Highest Revenue Category</b>	<b>Comedy</b>
Comedy receipts as % of Total 20th Century Receipts:	48%
<b>Highest Revenue Film in Comedy</b>	<b>Home Alone</b>
Box Office Receipts of Home Alone	\$285,016,000

### Detailed Analysis of 20th Century Box Office Receipts:

#### Box Office Receipts by Category:

<b>48%</b>	Comedy	\$457,683,450
<b>34%</b>	Sci-Fi	\$322,000,000
<b>18%</b>	Musical	\$171,000,000

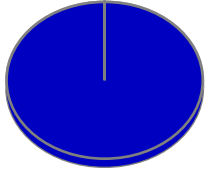
#### Box Office Receipts by Film:

\$285,016,000	<b>30%</b>	Home Alone	Macauley Caulkin
\$172,667,450	<b>18%</b>	Home Alone 2	Macauley Caulkin
\$322,000,000	<b>34%</b>	Star Wars	Harrison Ford
\$171,000,000	<b>18%</b>	The Sound of Music	Julie Andrews

# Box Office Analysis

## FO Edition

**#5 Walt Disney** **Total Box Office Receipts Analyzed** **\$527,942,400**



100%  
Sum of Movie.gross

**Summary Analysis:**

<b>Highest Revenue Category</b>	<b>Animated</b>
Animated receipts as % of Total Walt Disney Receipts:	100%
<b>Highest Revenue Film in Animated</b>	<b>Aladdin</b>
Box Office Receipts of Aladdin	\$217,042,825

**Detailed Analysis of Walt Disney Box Office Receipts:**

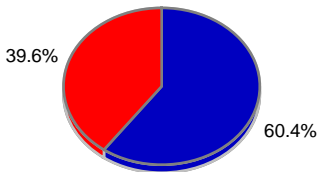
Box Office Receipts by Category:

100%	Animated	\$527,942,400
------	----------	---------------

Box Office Receipts by Film:

\$217,042,825	41%	Aladdin	Robin Williams
\$165,475,556	31%	The Jungle Book	Mowgli
\$144,816,286	27%	Beauty and the Beast	Belle
\$607,733	0%	Fantasia	Mickey Mouse

**#6 Warner** **Total Box Office Receipts Analyzed** **\$416,188,924**



Sum of Movie.gross

**Summary Analysis:**

<b>Highest Revenue Category</b>	<b>Fantasy</b>
Fantasy receipts as % of Total Warner Receipts:	60%
<b>Highest Revenue Film in Fantasy</b>	<b>Batman</b>
Box Office Receipts of Batman	\$251,188,924

**Detailed Analysis of Warner Box Office Receipts:**

Box Office Receipts by Category:

60%	Fantasy	\$251,188,924
40%	Horror	\$165,000,000

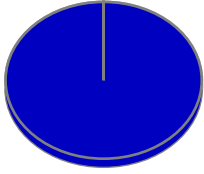
Box Office Receipts by Film:

\$251,188,924	60%	Batman	Jack Nicholson
\$165,000,000	40%	Exorcist	Linda Blair

# Box Office Analysis

## FO Edition

**#7 Touchstone** **Total Box Office Receipts Analyzed** **\$318,011,418**



100%  
Sum of Movie.gross

**Summary Analysis:**

<b>Highest Revenue Category</b>	<b>Comedy</b>
Comedy receipts as % of Total Touchstone Receipts:	100%
<b>Highest Revenue Film in Comedy</b>	<b>Pretty Woman</b>
Box Office Receipts of Pretty Woman	\$178,406,268

**Detailed Analysis of Touchstone Box Office Receipts:**

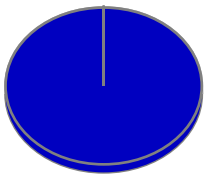
Box Office Receipts by Category:

100% Comedy \$318,011,418

Box Office Receipts by Film:

\$178,406,268	56%	Pretty Woman	Julia Roberts
\$139,605,150	44%	Sister Act	Whoopi Goldberg

**#8 Columbia** **Total Box Office Receipts Analyzed** **\$220,855,498**



100%  
Sum of Movie.gross

**Summary Analysis:**

<b>Highest Revenue Category</b>	<b>Comedy</b>
Comedy receipts as % of Total Columbia Receipts:	100%
<b>Highest Revenue Film in Comedy</b>	<b>Ghostbusters</b>
Box Office Receipts of Ghostbusters	\$220,855,498

**Detailed Analysis of Columbia Box Office Receipts:**

Box Office Receipts by Category:

100% Comedy \$220,855,498

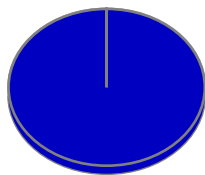
Box Office Receipts by Film:

\$220,855,498	100%	Ghostbusters	Dan Akroyd
---------------	------	--------------	------------

# Box Office Analysis

## FO Edition

**#9 Tristar** **Total Box Office Receipts Analyzed** **\$204,446,562**



100%  
Sum of Movie.gross

**Summary Analysis:**

<b>Highest Revenue Category</b>	<b>Action</b>
Action receipts as % of Total Tristar Receipts:	100%
<b>Highest Revenue Film in Action</b>	<b>Terminator 2</b>
Box Office Receipts of Terminator 2	\$204,446,562

**Detailed Analysis of Tristar Box Office Receipts:**

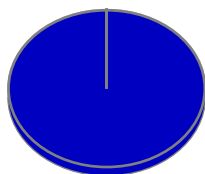
Box Office Receipts by Category:

100% Action \$204,446,562

Box Office Receipts by Film:

\$204,446,562 100% Terminator 2 Arnold Schwarzenegger

**#10 Tig/Majestic** **Total Box Office Receipts Analyzed** **\$184,031,993**



100%  
Sum of Movie.gross

**Summary Analysis:**

<b>Highest Revenue Category</b>	<b>Western</b>
Western receipts as % of Total Tig/Majestic Receipts:	100%
<b>Highest Revenue Film in Western</b>	<b>Dances with Wolves</b>
Box Office Receipts of Dances with Wolves	\$184,031,993

**Detailed Analysis of Tig/Majestic Box Office Receipts:**

Box Office Receipts by Category:

100% Western \$184,031,993

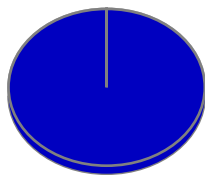
Box Office Receipts by Film:

\$184,031,993 100% Dances with Wolves Kevin Costner

# Box Office Analysis

## FO Edition

**#11 Mirage** **Total Box Office Receipts Analyzed** **\$177,200,000**



100%  
Sum of Movie.gross

**Summary Analysis:**

Highest Revenue Category	Comedy
Comedy receipts as % of Total Mirage Receipts:	100%
Highest Revenue Film in Comedy	Tootsie
Box Office Receipts of Tootsie	\$177,200,000

**Detailed Analysis of Mirage Box Office Receipts:**

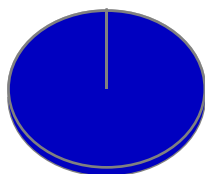
Box Office Receipts by Category:

100% Comedy \$177,200,000

Box Office Receipts by Film:

\$177,200,000 100% Tootsie Dustin Hoffman

**#12 United Artist** **Total Box Office Receipts Analyzed** **\$172,119,229**



100%  
Sum of Movie.gross

**Summary Analysis:**

Highest Revenue Category	Drama
Drama receipts as % of Total United Artist Receipts:	100%
Highest Revenue Film in Drama	Rain Man
Box Office Receipts of Rain Man	\$172,119,229

**Detailed Analysis of United Artist Box Office Receipts:**

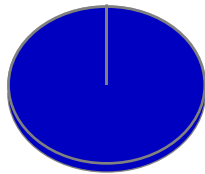
Box Office Receipts by Category:

100% Drama \$172,119,229

Box Office Receipts by Film:

\$172,119,229 100% Rain Man Dustin Hoffman

**#13 Morgan Creek** **Total Box Office Receipts Analyzed** **\$165,493,908**



100%  
Sum of Movie.gross

**Summary Analysis:**

Highest Revenue Category	Action
Action receipts as % of Total Morgan Creek Receipts:	100%
Highest Revenue Film in Action	Robin Hood, Prince of Thieves
Box Office Receipts of Robin Hood, Prince of Thieves	\$165,493,908

**Detailed Analysis of Morgan Creek Box Office Receipts:**

Box Office Receipts by Category:

100% Action \$165,493,908

Box Office Receipts by Film:

\$165,493,908 100% Robin Hood, Prince of Thieves Kevin Costner

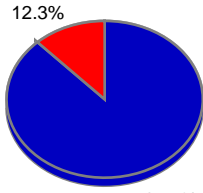
# Box Office Analysis

## FO Edition

### #14 Miramax

Total Box Office Receipts Analyzed

\$94,986,123



Sum of Movie.gross

#### Summary Analysis:

Highest Revenue Category	Drama
Drama receipts as % of Total Miramax Receipts:	88%
Highest Revenue Film in Drama	The Crying Game
Box Office Receipts of The Crying Game	\$59,343,181

#### Detailed Analysis of Miramax Box Office Receipts:

##### Box Office Receipts by Category:

88%	Drama	\$83,312,942
12%	Musical	\$11,673,181

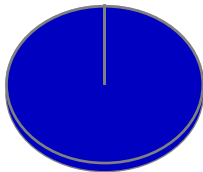
##### Box Office Receipts by Film:

\$59,343,181	62%	The Crying Game	Jaye Davidson
\$19,535,913	21%	Like Water for Chocolate	Lumi Cavazox
\$2,806,881	3%	Map of the Human Heart	John Cusak
\$1,626,967	2%	Enchanted April	Miranda Richardson
\$11,673,181	12%	Strictly Ballroom	Paul Mercurio

### #15 Sony Classics

Total Box Office Receipts Analyzed

\$7,328,091



Sum of Movie.gross

#### Summary Analysis:

Highest Revenue Category	Drama
Drama receipts as % of Total Sony Classics Receipts:	100%
Highest Revenue Film in Drama	Indochine
Box Office Receipts of Indochine	\$5,437,844

#### Detailed Analysis of Sony Classics Box Office Receipts:

##### Box Office Receipts by Category:

100%	Drama	\$7,328,091
------	-------	-------------

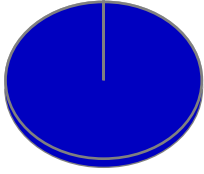
##### Box Office Receipts by Film:

\$5,437,844	74%	Indochine	Catherine Deneuve
\$1,890,247	26%	The Story of Qui Ju	Gong Li

# Box Office Analysis

## FO Edition

**#16 Turner** **Total Box Office Receipts Analyzed** **\$702,500**



100%  
Sum of Movie.gross

**Summary Analysis:**

Highest Revenue Category	Historical
Historical receipts as % of Total Turner Receipts:	100%
Highest Revenue Film in Historical	Gone with the Wind
Box Office Receipts of Gone with the Wind	\$702,500

**Detailed Analysis of Turner Box Office Receipts:**

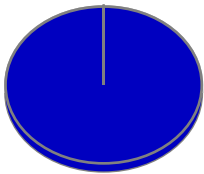
Box Office Receipts by Category:

100% Historical \$702,500

Box Office Receipts by Film:

\$702,500 100% Gone with the Wind Clark Gable

**#17 Fine Line** **Total Box Office Receipts Analyzed** **\$610,488**



100%  
Sum of Movie.gross

**Summary Analysis:**

Highest Revenue Category	Comedy
Comedy receipts as % of Total Fine Line Receipts:	100%
Highest Revenue Film in Comedy	Leolo
Box Office Receipts of Leolo	\$610,488

**Detailed Analysis of Fine Line Box Office Receipts:**

Box Office Receipts by Category:

100% Comedy \$610,488

Box Office Receipts by Film:

\$610,488 100% Leolo Denys Arcand