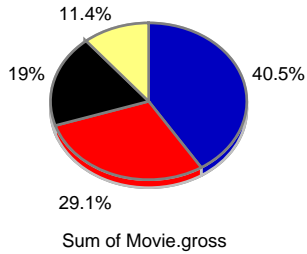


# Box Office Analysis

## FO Edition

**#1 Universal** **Total Box Office Receipts Analyzed** **\$1,371,989,771**



### Summary Analysis:

<b>Highest Revenue Category</b>	<b>Sci-Fi</b>
Sci-Fi receipts as % of Total Universal Receipts:	41%
<b>Highest Revenue Film in Sci-Fi</b>	<b>Jurassic Park</b>
Box Office Receipts of Jurassic Park	\$345,575,470

### Detailed Analysis of Universal Box Office Receipts:

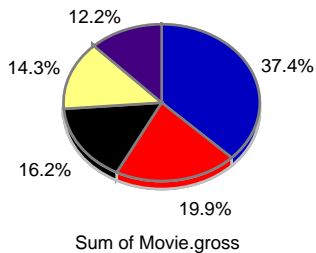
#### Box Office Receipts by Category:

<b>41%</b>	<b>Sci-Fi</b>	<b>\$556,185,232</b>
<b>29%</b>	<b>Fantasy</b>	<b>\$399,804,539</b>
<b>19%</b>	<b>Horror</b>	<b>\$260,000,000</b>
<b>11%</b>	<b>Crime</b>	<b>\$156,000,000</b>

#### Box Office Receipts by Film:

<b>\$345,575,470</b>	<b>25%</b>	<b>Jurassic Park</b>	<b>Jeff Goldblum</b>
<b>\$210,609,762</b>	<b>15%</b>	<b>Back to the Future</b>	<b>Michael J. Fox</b>
<b>\$399,804,539</b>	<b>29%</b>	<b>E.T. the Extraterrestrial</b>	<b>Drew Barrymore</b>
<b>\$260,000,000</b>	<b>19%</b>	<b>Jaws</b>	<b>Richard Dreyfuss</b>
<b>\$156,000,000</b>	<b>11%</b>	<b>The Sting</b>	<b>Paul Newman</b>

**#2 Paramount** **Total Box Office Receipts Analyzed** **\$1,094,152,932**



### Summary Analysis:

<b>Highest Revenue Category</b>	<b>Comedy</b>
Comedy receipts as % of Total Paramount Receipts:	37%
<b>Highest Revenue Film in Comedy</b>	<b>Beverly Hills Cop</b>
Box Office Receipts of Beverly Hills Cop	\$234,760,478

### Detailed Analysis of Paramount Box Office Receipts:

#### Box Office Receipts by Category:

<b>37%</b>	<b>Comedy</b>	<b>\$409,395,284</b>
<b>20%</b>	<b>Fantasy</b>	<b>\$217,631,306</b>
<b>16%</b>	<b>Drama</b>	<b>\$176,781,728</b>
<b>14%</b>	<b>Thriller</b>	<b>\$156,645,693</b>
<b>12%</b>	<b>Crime</b>	<b>\$133,698,921</b>

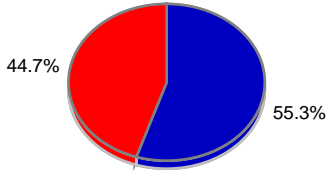
#### Box Office Receipts by Film:

<b>\$234,760,478</b>	<b>21%</b>	<b>Beverly Hills Cop</b>	<b>Eddie Murphy</b>
<b>\$174,634,806</b>	<b>16%</b>	<b>Crocodile Dundee</b>	<b>Paul Hogan</b>
<b>\$217,631,306</b>	<b>20%</b>	<b>Ghost</b>	<b>Whoopi Goldberg</b>
<b>\$176,781,728</b>	<b>16%</b>	<b>Top Gun</b>	<b>Tom Cruise</b>
<b>\$156,645,693</b>	<b>14%</b>	<b>Fatal Attraction</b>	<b>Glenn Close</b>
<b>\$133,698,921</b>	<b>12%</b>	<b>The Godfather</b>	<b>Al Pacino</b>

# Box Office Analysis

## FO Edition

**#3 Lucasfilms** **Total Box Office Receipts Analyzed** **\$1,088,850,637**



Sum of Movie.gross

### Summary Analysis:

<b>Highest Revenue Category</b>	<b>Adventure</b>
Adventure receipts as % of Total Lucasfilms Receipts:	55%
<b>Highest Revenue Film in Adventure</b>	<b>Raiders of the Lost Ark</b>
Box Office Receipts of Raiders of the Lost Ark	\$242,375,454

### Detailed Analysis of Lucasfilms Box Office Receipts:

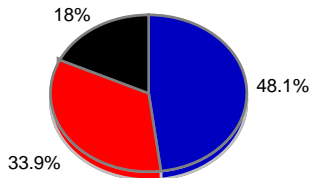
#### Box Office Receipts by Category:

<b>55%</b>	<b>Adventure</b>	<b>\$602,115,995</b>
<b>45%</b>	<b>Sci-Fi</b>	<b>\$486,734,642</b>

#### Box Office Receipts by Film:

<b>\$242,375,454</b>	<b>22%</b>	<b>Raiders of the Lost Ark</b>	<b>Harrison Ford</b>
<b>\$179,870,271</b>	<b>17%</b>	<b>Indiana Jones and the Temple of Doom</b>	<b>Harrison Ford</b>
<b>\$179,870,270</b>	<b>17%</b>	<b>Indiana Jones and the Last Crusade</b>	<b>Harrison Ford</b>
<b>\$263,734,642</b>	<b>24%</b>	<b>Return of the Jedi</b>	<b>Harrison Ford</b>
<b>\$223,000,000</b>	<b>20%</b>	<b>The Empire Strikes Back</b>	<b>Harrison Ford</b>

**#4 20th Century** **Total Box Office Receipts Analyzed** **\$950,683,450**



Sum of Movie.gross

### Summary Analysis:

<b>Highest Revenue Category</b>	<b>Comedy</b>
Comedy receipts as % of Total 20th Century Receipts:	48%
<b>Highest Revenue Film in Comedy</b>	<b>Home Alone</b>
Box Office Receipts of Home Alone	\$285,016,000

### Detailed Analysis of 20th Century Box Office Receipts:

#### Box Office Receipts by Category:

<b>48%</b>	<b>Comedy</b>	<b>\$457,683,450</b>
<b>34%</b>	<b>Sci-Fi</b>	<b>\$322,000,000</b>
<b>18%</b>	<b>Musical</b>	<b>\$171,000,000</b>

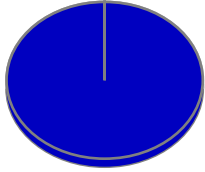
#### Box Office Receipts by Film:

<b>\$285,016,000</b>	<b>30%</b>	<b>Home Alone</b>	<b>Macauley Caulkin</b>
<b>\$172,667,450</b>	<b>18%</b>	<b>Home Alone 2</b>	<b>Macauley Caulkin</b>
<b>\$322,000,000</b>	<b>34%</b>	<b>Star Wars</b>	<b>Harrison Ford</b>
<b>\$171,000,000</b>	<b>18%</b>	<b>The Sound of Music</b>	<b>Julie Andrews</b>

# Box Office Analysis

## FO Edition

**#5 Walt Disney** **Total Box Office Receipts Analyzed** **\$527,942,400**



100%  
Sum of Movie.gross

### Summary Analysis:

<b>Highest Revenue Category</b>	<b>Animated</b>
Animated receipts as % of Total Walt Disney Receipts:	100%
<b>Highest Revenue Film in Animated</b>	<b>Aladdin</b>
Box Office Receipts of Aladdin	\$217,042,825

### Detailed Analysis of Walt Disney Box Office Receipts:

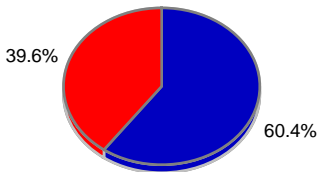
#### Box Office Receipts by Category:

**100%** **Animated** **\$527,942,400**

#### Box Office Receipts by Film:

\$217,042,825	<b>41%</b>	<b>Aladdin</b>	<b>Robin Williams</b>
\$165,475,556	<b>31%</b>	<b>The Jungle Book</b>	<b>Mowgli</b>
\$144,816,286	<b>27%</b>	<b>Beauty and the Beast</b>	<b>Belle</b>
\$607,733	<b>0%</b>	<b>Fantasia</b>	<b>Mickey Mouse</b>

**#6 Warner** **Total Box Office Receipts Analyzed** **\$416,188,924**



Sum of Movie.gross

### Summary Analysis:

<b>Highest Revenue Category</b>	<b>Fantasy</b>
Fantasy receipts as % of Total Warner Receipts:	60%
<b>Highest Revenue Film in Fantasy</b>	<b>Batman</b>
Box Office Receipts of Batman	\$251,188,924

### Detailed Analysis of Warner Box Office Receipts:

#### Box Office Receipts by Category:

**60%** **Fantasy** **\$251,188,924**

**40%** **Horror** **\$165,000,000**

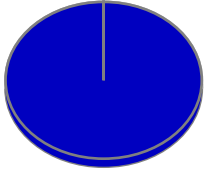
#### Box Office Receipts by Film:

\$251,188,924	<b>60%</b>	<b>Batman</b>	<b>Jack Nicholson</b>
\$165,000,000	<b>40%</b>	<b>Exorcist</b>	<b>Linda Blair</b>

# Box Office Analysis

## FO Edition

**#7 Touchstone** **Total Box Office Receipts Analyzed** **\$318,011,418**



100%  
Sum of Movie.gross

**Summary Analysis:**

<b>Highest Revenue Category</b>	<b>Comedy</b>
Comedy receipts as % of Total Touchstone Receipts:	100%
<b>Highest Revenue Film in Comedy</b>	<b>Pretty Woman</b>
Box Office Receipts of Pretty Woman	\$178,406,268

**Detailed Analysis of Touchstone Box Office Receipts:**

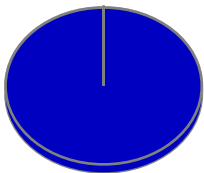
**Box Office Receipts by Category:**

**100%** Comedy **\$318,011,418**

**Box Office Receipts by Film:**

\$178,406,268 **56%** Pretty Woman **Julia Roberts**  
 \$139,605,150 **44%** Sister Act **Whoopi Goldberg**

**#8 Columbia** **Total Box Office Receipts Analyzed** **\$220,855,498**



100%  
Sum of Movie.gross

**Summary Analysis:**

<b>Highest Revenue Category</b>	<b>Comedy</b>
Comedy receipts as % of Total Columbia Receipts:	100%
<b>Highest Revenue Film in Comedy</b>	<b>Ghostbusters</b>
Box Office Receipts of Ghostbusters	\$220,855,498

**Detailed Analysis of Columbia Box Office Receipts:**

**Box Office Receipts by Category:**

**100%** Comedy **\$220,855,498**

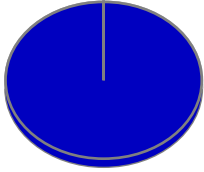
**Box Office Receipts by Film:**

\$220,855,498 **100%** Ghostbusters **Dan Akroyd**

# Box Office Analysis

## FO Edition

**#9 Tristar** **Total Box Office Receipts Analyzed** **\$204,446,562**



100%  
Sum of Movie.gross

**Summary Analysis:**

<b>Highest Revenue Category</b>	<b>Action</b>
Action receipts as % of Total Tristar Receipts:	100%
<b>Highest Revenue Film in Action</b>	<b>Terminator 2</b>
Box Office Receipts of Terminator 2	\$204,446,562

**Detailed Analysis of Tristar Box Office Receipts:**

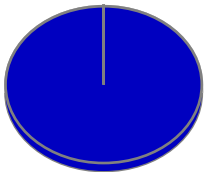
**Box Office Receipts by Category:**

**100%** Action \$204,446,562

**Box Office Receipts by Film:**

\$204,446,562 **100%** Terminator 2  
Arnold Schwarzenegger

**#10 Tig/Majestic** **Total Box Office Receipts Analyzed** **\$184,031,993**



100%  
Sum of Movie.gross

**Summary Analysis:**

<b>Highest Revenue Category</b>	<b>Western</b>
Western receipts as % of Total Tig/Majestic Receipts:	100%
<b>Highest Revenue Film in Western</b>	<b>Dances with Wolves</b>
Box Office Receipts of Dances with Wolves	\$184,031,993

**Detailed Analysis of Tig/Majestic Box Office Receipts:**

**Box Office Receipts by Category:**

**100%** Western \$184,031,993

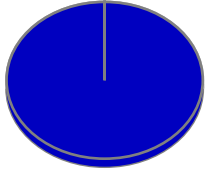
**Box Office Receipts by Film:**

\$184,031,993 **100%** Dances with Wolves  
Kevin Costner

# Box Office Analysis

## FO Edition

**#11 Mirage** **Total Box Office Receipts Analyzed** **\$177,200,000**



100%  
Sum of Movie.gross

**Summary Analysis:**

<b>Highest Revenue Category</b>	<b>Comedy</b>
Comedy receipts as % of Total Mirage Receipts:	100%
<b>Highest Revenue Film in Comedy</b>	<b>Tootsie</b>
Box Office Receipts of Tootsie	\$177,200,000

**Detailed Analysis of Mirage Box Office Receipts:**

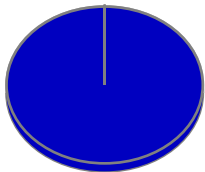
**Box Office Receipts by Category:**

100% Comedy \$177,200,000

**Box Office Receipts by Film:**

\$177,200,000 100% Tootsie Dustin Hoffman

**#12 United Artist** **Total Box Office Receipts Analyzed** **\$172,119,229**



100%  
Sum of Movie.gross

**Summary Analysis:**

<b>Highest Revenue Category</b>	<b>Drama</b>
Drama receipts as % of Total United Artist Receipts:	100%
<b>Highest Revenue Film in Drama</b>	<b>Rain Man</b>
Box Office Receipts of Rain Man	\$172,119,229

**Detailed Analysis of United Artist Box Office Receipts:**

**Box Office Receipts by Category:**

100% Drama \$172,119,229

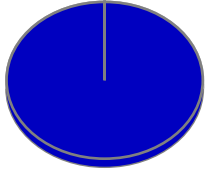
**Box Office Receipts by Film:**

\$172,119,229 100% Rain Man Dustin Hoffman

# Box Office Analysis

## FO Edition

**#13 Morgan Creek** **Total Box Office Receipts Analyzed** **\$165,493,908**



100%  
Sum of Movie.gross

### Summary Analysis:

<b>Highest Revenue Category</b>	<b>Action</b>
Action receipts as % of Total Morgan Creek Receipts:	100%
<b>Highest Revenue Film in Action</b>	<b>Robin Hood, Prince of Thieves</b>
<b>Box Office Receipts of Robin Hood, Prince of Thieves</b>	<b>\$165,493,908</b>

### Detailed Analysis of Morgan Creek Box Office Receipts:

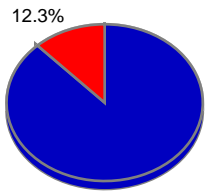
#### Box Office Receipts by Category:

**100%** Action \$165,493,908

#### Box Office Receipts by Film:

\$165,493,908 **100%** Robin Hood, Prince of Thieves Kevin Costner

**#14 Miramax** **Total Box Office Receipts Analyzed** **\$94,986,123**



Sum of Movie.gross

### Summary Analysis:

<b>Highest Revenue Category</b>	<b>Drama</b>
Drama receipts as % of Total Miramax Receipts:	88%
<b>Highest Revenue Film in Drama</b>	<b>The Crying Game</b>
<b>Box Office Receipts of The Crying Game</b>	<b>\$59,343,181</b>

### Detailed Analysis of Miramax Box Office Receipts:

#### Box Office Receipts by Category:

**88%** Drama \$83,312,942

#### Box Office Receipts by Film:

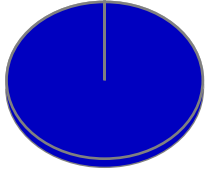
\$59,343,181	<b>62%</b>	The Crying Game	Jaye Davidson
\$19,535,913	<b>21%</b>	Like Water for Chocolate	Lumi Cavazox
\$2,806,881	<b>3%</b>	Map of the Human Heart	John Cusak
\$1,626,967	<b>2%</b>	Enchanted April	Miranda Richardson
\$11,673,181	<b>12%</b>	Strictly Ballroom	Paul Mercurio

**12%** Musical \$11,673,181

# Box Office Analysis

## FO Edition

**#15 Sony Classics** **Total Box Office Receipts Analyzed** **\$7,328,091**



100%  
Sum of Movie.gross

**Summary Analysis:**

<b>Highest Revenue Category</b>	<b>Drama</b>
Drama receipts as % of Total Sony Classics Receipts:	100%
<b>Highest Revenue Film in Drama</b>	<b>Indochine</b>
Box Office Receipts of Indochine	\$5,437,844

**Detailed Analysis of Sony Classics Box Office Receipts:**

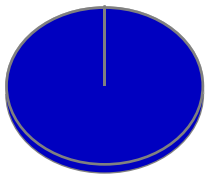
**Box Office Receipts by Category:**

<b>100%</b>	<b>Drama</b>	<b>\$7,328,091</b>
-------------	--------------	--------------------

**Box Office Receipts by Film:**

\$5,437,844	<b>74%</b>	Indochine	Catherine Deneuve
\$1,890,247	<b>26%</b>	The Story of Qui Ju	Gong Li

**#16 Turner** **Total Box Office Receipts Analyzed** **\$702,500**



100%  
Sum of Movie.gross

**Summary Analysis:**

<b>Highest Revenue Category</b>	<b>Historical</b>
Historical receipts as % of Total Turner Receipts:	100%
<b>Highest Revenue Film in Historical</b>	<b>Gone with the Wind</b>
Box Office Receipts of Gone with the Wind	\$702,500

**Detailed Analysis of Turner Box Office Receipts:**

**Box Office Receipts by Category:**

<b>100%</b>	<b>Historical</b>	<b>\$702,500</b>
-------------	-------------------	------------------

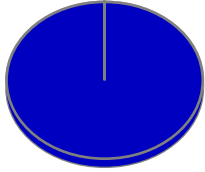
**Box Office Receipts by Film:**

\$702,500	<b>100%</b>	Gone with the Wind	Clark Gable
-----------	-------------	--------------------	-------------

# Box Office Analysis

## FO Edition

**#17 Fine Line** **Total Box Office Receipts Analyzed** **\$610,488**



100%  
Sum of Movie.gross

**Summary Analysis:**

<b>Highest Revenue Category</b>	<b>Comedy</b>
<b>Comedy receipts as % of Total Fine Line Receipts:</b>	<b>100%</b>
<b>Highest Revenue Film in Comedy</b>	<b>Leolo</b>
<b>Box Office Receipts of Leolo</b>	<b>\$610,488</b>

**Detailed Analysis of Fine Line Box Office Receipts:**

**Box Office Receipts by Category:**

**100%** **Comedy** **\$610,488**

**Box Office Receipts by Film:**

**\$610,488** **100%** **Leolo** **Denys Arcand**